

Check Your Balance Add Lyons Bucks Sign up for a Faculty/Staff Plan

www.wheaton.campusdish.com

Easy as 1-2-3

1. Create an account

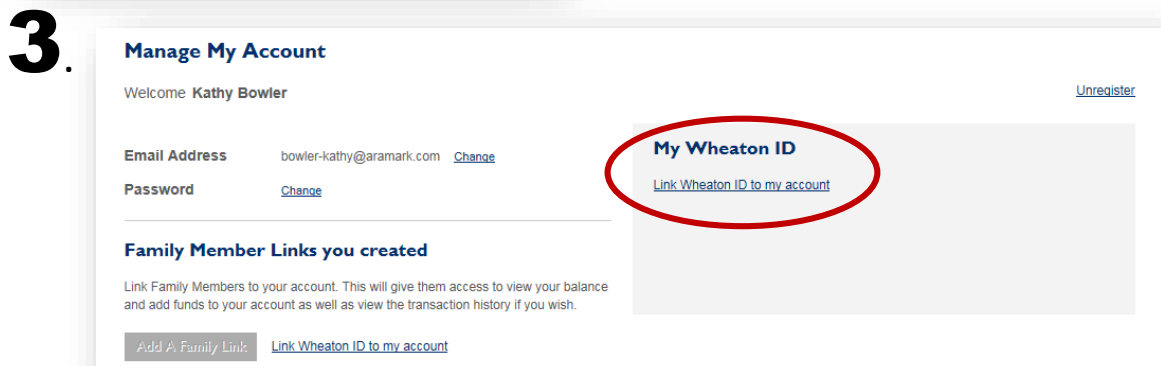

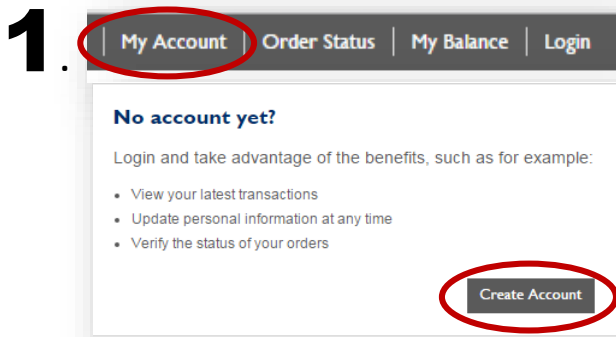
Click From the Home page select “My Account” and then “Create Account” button; fill in the required fields. Everyone must create an account even if you had one last year.

2. Activate your account

Open the link you receive in an email, confirm your email address and password. Select **Go to My Account** to link to your ID or proceed to the **Meal Plans** page to purchase Lyons Bucks or a Faculty/Staff Plan.

3. Link to your Wheaton ID

From the **My Account** page click on “[Link Wheaton ID to my account.](#)” Use the number on your Wheaton ID, do not include the W. Now you can view your balances and transactions.



Did you know?

Chase Dining is an all-you-care-to-eat venue

Try a couple items from different stations or go back for seconds, but keep in mind that reducing waste is crucial to sustainable living. So do your part and take only what you will eat.

Did you know?

You may Request a Large Portion

Are you REALLY hungry? Our portion sizes are derived from the USDA guidelines but everyone is different so you can decide what's best for you.



Did you know?

**Check your
Meals and Lyons Bucks
balances on line.**

www.wheaton.campusdish.edu

Complete instructions are available
on the Home page.